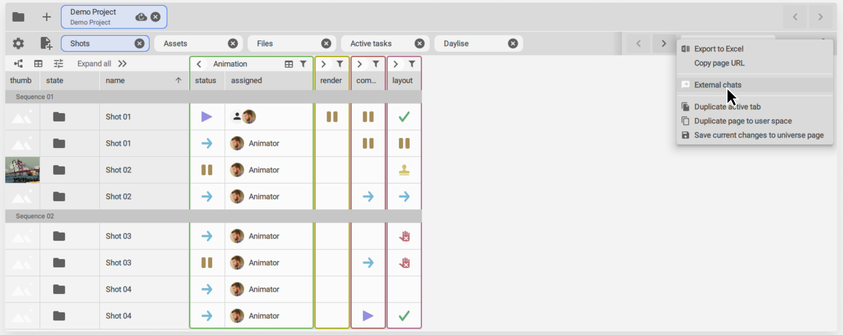

Select the desired page in My Space and click *External chats button*

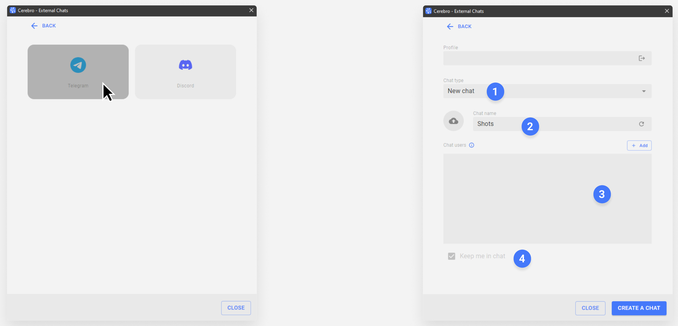

Select Telegram messenger. After that you need:
1. Create a new chat or select an existing one
2. Set the chat name
3. Add users
4. Decide if you stay in a chat after it's created. Then click *Create a Chat*

Note: to work, you will need to link your Cerebro profile with your Telegram account

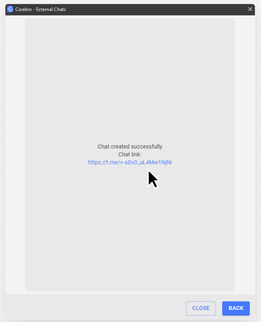

After it is created, we will generate a link. You can send it to your colleagues
to invite them to Telegram chat

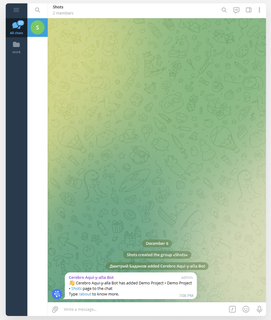

Go to Telegram and open My Space page chat